



African words

Have a good look around the exhibition.

Write a word, beginning with each of the letters below that has something to do with *African Worlds*.

A

F

R

I

C

A

N

W

O

R

L

D

S




How old?

Choose three things from the exhibition that are different ages.

 Draw them in the right boxes on this line.

Youngest



Date

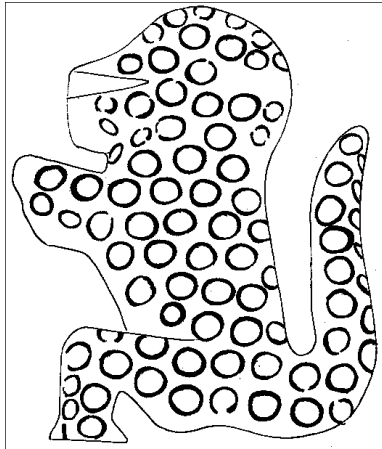
Date

Date


Oldest

Animals


① Can you find these animals? Use the map below.



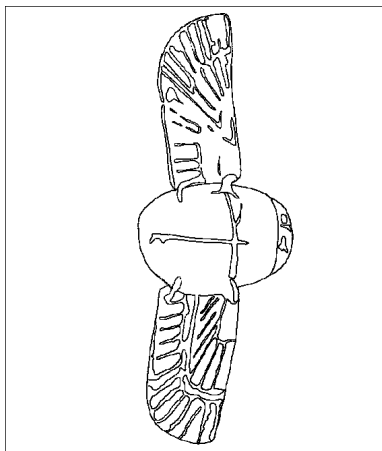
✂ What is it made from?




✂ What are the birds sitting on?




✂ Finish the picture.



✂ What colour is it?



✂ What is in its mouth?



✂ How long is it?

Map of African Worlds

Reception

Walkway

① Find the animals here

□□□□□□

□□□□□□

Animals

Find another animal you like in *African Worlds*. Draw it here.



What colour is it?

What is it made of?

How big is it?

.....

.....

.....

What do you like about it?

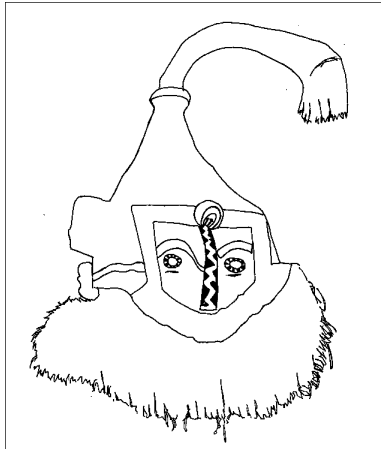
.....

.....


.....

Faces


① Can you find these faces? Use the map below.




Draw in some shells.




Draw in his hat.




Finish the face.



Add some teeth.



Draw in the patterns.



What is her box for?


Map of African Worlds

Reception

Walkway

① Find the faces here

Faces

 Find another face you like. Draw it here.



 Is it ...?

- big
- small
- man
- woman
- important
- ordinary
- friendly
- fierce

Why do you like it?

.....

.....

.....

.....

.....

.....

.....

.....

Masks

Look around at all the masks.

? Can you find a mask which ...?

has an animal on it.

has some feathers, beads or shells.

is made of wood.

looks frightening.

Find another mask you like. Draw it here.



How does it make you feel?

.....
.....
.....

What is it made from?

.....
.....
.....

How would it be used?

.....
.....
.....

How is it decorated?

.....
.....
.....

Why do you like it?

.....
.....
.....



What is it made of?

Find something, or part of something, made from these materials.

 Write its name or draw it in the correct box.

Wood

Stone

Beads

Bone

Cloth

Metal

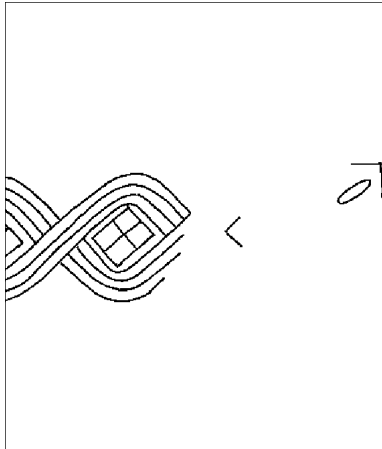
Fibre

Cement

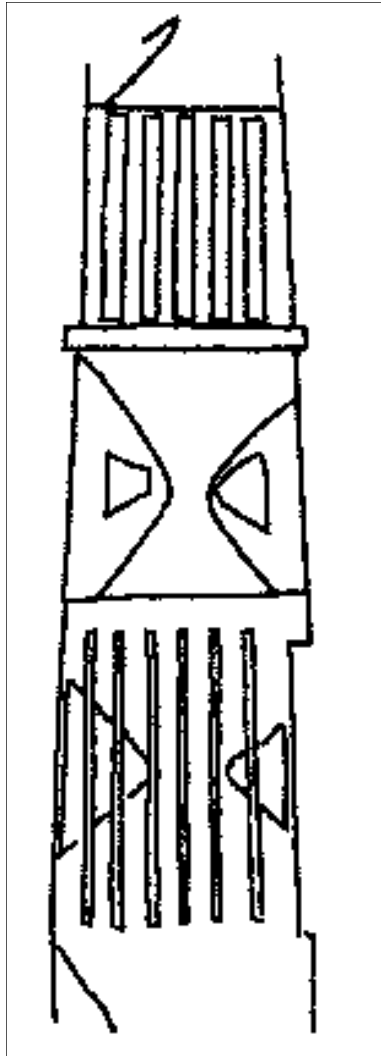
Any others here

Patterns

① Can you find these patterns? Use the map below.



Finish the pattern.



Finish the pattern.

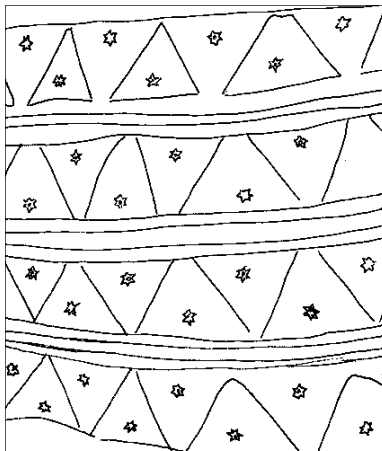


How is this pattern made?

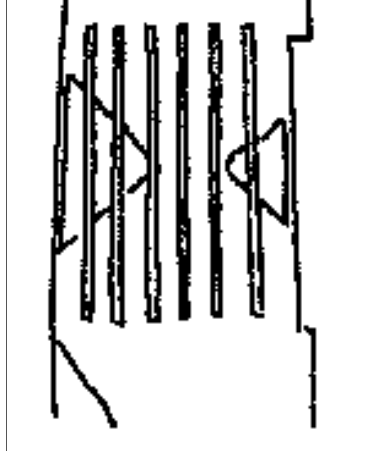
.....

.....


.....



What colours can you see?



Finish the pattern.



What is this pattern made from?

.....


Map of African Worlds

Reception


Walkway

① Find the patterns here


Patterns

 Find another pattern you like. Draw it here.




 What shapes are there?

.....
.....
.....

 What colours are there?


.....
.....
.....

 What is the pattern made from?


.....
.....
.....

Object observations


① Find an object you like and study it carefully.




What materials were used?



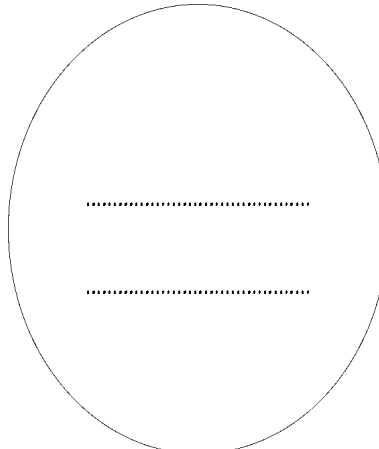
How was it made?




How was it used?




Why is this object important?



What would you call this object?




Where is it from?



What do you think about this object?




What else is used in similar ways?



What colours and patterns can you see?

You can draw your object on the back of this sheet.

Object observations

 Draw your object here.

A large, empty rectangular box with a thin black border occupies the majority of the page. It is intended for the student to draw their object within its boundaries.